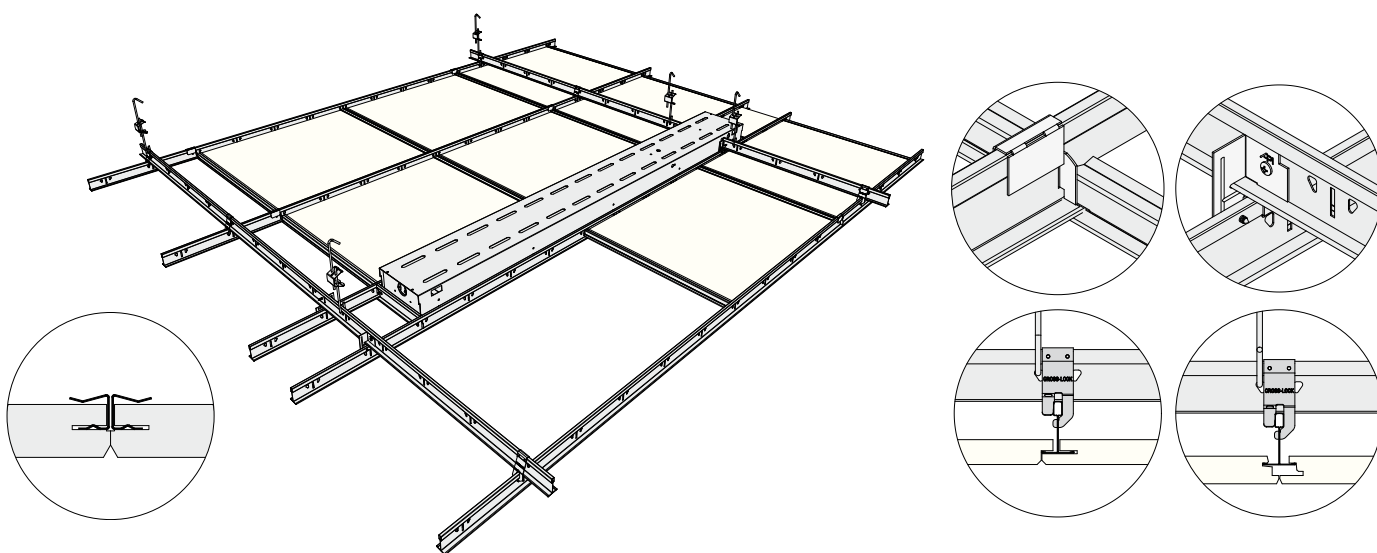


# QUICK-LOCK® Cross-Lock system • concealed



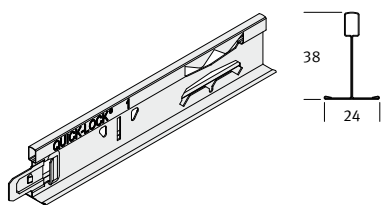
Component, dimensions in mm

Product No. Description

Length  
mm Qty/  
Pack R-Mtr/  
pack Weight/  
pack Logistic  
code

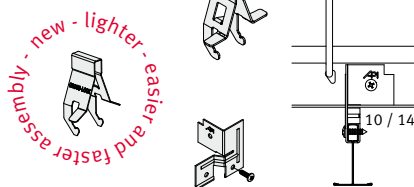
## Primary and secondary carrier profiles Quick-Lock 24/38 HE, snow-white

41 10 181	Unipro slots c.t.c. 150 mm	3600	20	72	24.5	A
-----------	----------------------------	------	----	----	------	---



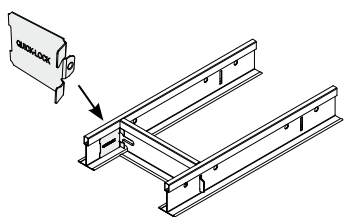
## Cross-Lock connectors

42 07 005	Cross-Lock connector type GS		100		2.1	A
42 07 008	Cross-Lock click connector (spring steel)		100		1.1	A



## Light fitting brackets

42 07 011	Light fitting bracket 14 mm		100		0.8	B
-----------	-----------------------------	--	-----	--	-----	---



## Cross tee clip TS

42 06 030	Stabilizing clip for single cross tee connection		50		0.5	B
-----------	--	--	----	--	-----	---

## Panel edge profile

42 00 060	Panel edge profile H8-592	600	60	36	6.4	B
-----------	---------------------------	-----	----	----	-----	---



## Wall angle, snow-white

41 33 301	24 x 24 mm	3000	30	90	18.2	A
-----------	------------	------	----	----	------	---

For other wall angles see page 30.

## Quick-Lock bridge spacer

42 04 320	Bridge spacer	300	10		**	C
42 04 325	Bridge spacer	600	10		**	C

