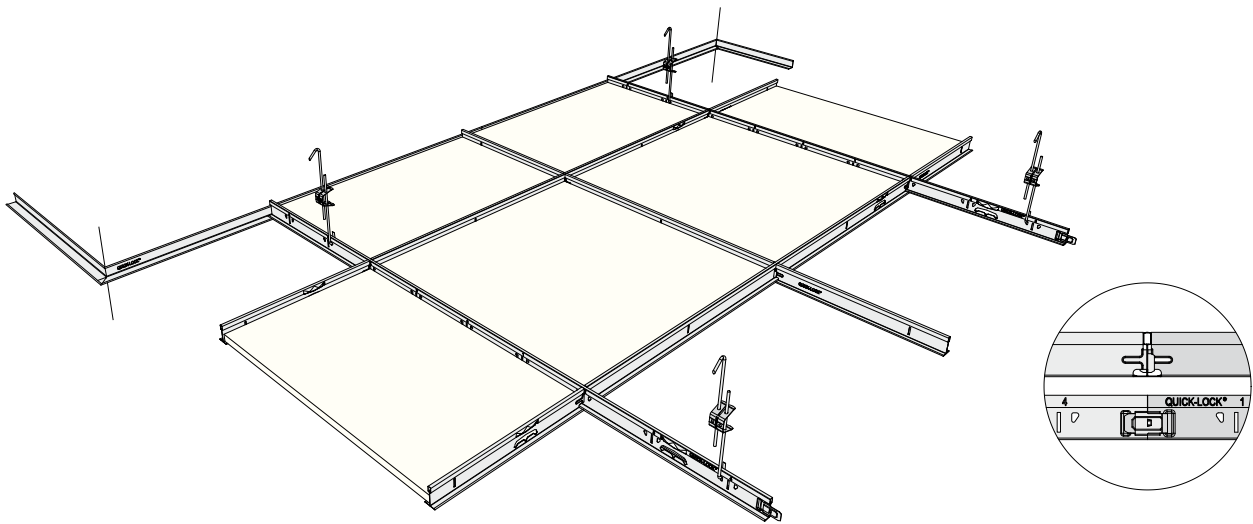


QUICK-LOCK® 24/38 HE • snow-white



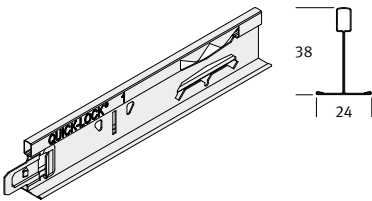
Component, dimensions in mm

Product No. Description

Length
mm Qty/
Pack R-Mtr/
pack Weight/
pack Logistic
code


Unipro main beam, snow-white

41 10 181	Unipro slots c.t.c. 150 mm	3600	20	72	24.5	A
-----------	----------------------------	------	----	----	------	---



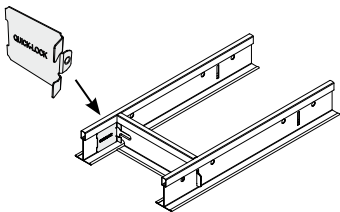
Cross tee, snow-white

41 10 104	For mounting luminaries	150	60	9	4.5	B
41 10 106	For mounting luminaries	190	60	11.4	5.1	B
41 10 110	Without slots	300	60	18	7.0	A
41 50 111	Slots c.t.c. 300 mm	600	20	12	4.0	B
41 10 111	Slots c.t.c. 300 mm	600	60	36	12.5	A
41 10 112	Slots c.t.c. 300 mm	900	60	54	19.6	B
41 10 113	Slots c.t.c. 300 mm	1200	60	72	24.5	A
41 10 114	Slots c.t.c. 150/300 mm	1500	40	60	21.8	B
41 10 115	Slots c.t.c. 150/300 mm	1800	40	72	24.5	B
41 10 117	Slots c.t.c. 300 mm	2400	20	48	17.5	B



Cross tee 24/38 RE, snow-white

41 10 171	DIN, slots c.t.c. 312,5 mm	625	60	37.5	11.5	B
41 10 173	DIN, slots c.t.c. 312,5 mm	1250	60	75	22.7	B

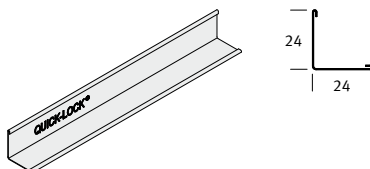


Main beam 24/38 HE, snow-white

41 10 185	DIN, perforatie h.o.h. 156,25 mm	3750	20	75	25.9	B
-----------	----------------------------------	------	----	----	------	---

Wall angle, snow-white

41 33 301	24 x 24 mm	3000	30	90	18.2	A
-----------	------------	------	----	----	------	---



For other wall angles see page 30.

QUICK-LOCK® 24/38 HE • other colors

Component, dimensions in mm

Product No. Description

Length
mm
Qty/
Pack
R. Mtr/
pack
Weight/
pack
Logistic
code

Unipro Main beam, white RAL 9010

41 10 781	Unipro slots c.t.c. 150 mm	3600	20	72	24.5	B
-----------	----------------------------	------	----	----	------	---

Cross tee, white RAL 9010

41 10 710	Without slots	300	60	18	7.0	B
41 10 711	Slots c.t.c. 300 mm	600	60	36	12.5	B
41 10 713	Slots c.t.c. 300 mm	1200	60	72	24.5	B
41 10 715	Slots c.t.c. 150/300 mm	1800	40	72	24.5	B

Wall angle, white RAL 9010

41 33 306	24 x 24 mm	3000	30	90	18.2	A
-----------	------------	------	----	----	------	---

Unipro Main beam, black RAL 9005

41 10 581	Unipro slots c.t.c. 150 mm	3600	20	72	24.5	B
-----------	----------------------------	------	----	----	------	---

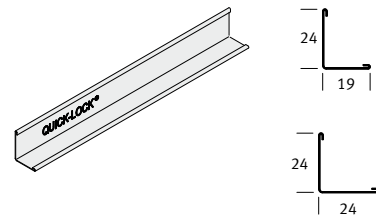
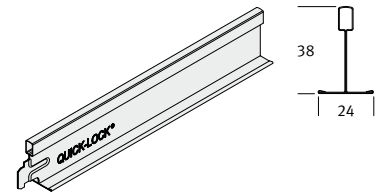
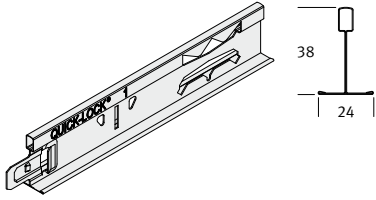
Cross tee, black RAL 9005

41 10 510	Without slots	300	60	18	7.0	B
41 10 511	Slots c.t.c. 300 mm	600	60	36	12.5	B
41 10 513	Slots c.t.c. 300 mm	1200	60	72	24.5	B

Wall angle, black RAL 9005

41 33 103	19 x 24 mm	3000	30	90	16.2	A
-----------	------------	------	----	----	------	---

Minor deviations to the RAL standard can not be excluded.



QUICK-LOCK® 24/38 HE • metal colors

Component, dimensions in mm

Product No. Description

Length
mm
Qty/
Pack
R. Mtr/
pack
Weight/
pack
Logistic
code

Unipro main beam, silver RAL 9006

41 11 781	Unipro slots c.t.c. 150 mm	3600	20	72	24.5	B
-----------	----------------------------	------	----	----	------	---

Cross tee, silver RAL 9006

41 11 710	Without slots	300	60	18	7.0	B
41 11 711	Slots c.t.c. 300 mm	600	60	36	12.5	B
41 11 713	Slots c.t.c. 300 mm	1200	60	72	24.5	B

Wall angle, silver RAL 9006

41 33 111	19 x 24 mm	3000	30	90	16.2	A
-----------	------------	------	----	----	------	---

Unipro main beam, brushed alu

41 11 381	Slots c.t.c. 150 mm	3600	20	72	24.5	C
-----------	---------------------	------	----	----	------	---

Cross tee, brushed alu

41 11 311	Slots c.t.c. 300 mm	600	60	36	12.5	C
41 11 313	Slots c.t.c. 300 mm	1200	60	72	24.5	C

Wall angle, brushed alu

41 33 105	19 x 24 mm	3000	30	90	8.3	C
-----------	------------	------	----	----	-----	---

* Traces on the cap surface due to production cannot be excluded.

Minor deviations to the RAL standard can not be excluded.

